

تحت رعاية

صاحبة السمو الملكي الأميرة غيداء طلال

Under the Patronage of HRH Princess Ghida Talal



## The 14<sup>th</sup> International Conference of the Jordanian Radiological Society

المؤتمر الدولي الرابع عشر لجمعية أطباء الأشعة الأردنية

25-27  
April 2024

Intercontinental Hotel  
Amman, Jordan



Accreditation: This congress is accredited by the Jordan Medical Council for Continuing Medical Developments Up to 6 CPD Points / 24 CME hours for Participants and 8 CPD Points for Speakers, and Each Workshop 3 CPD Points.





**HIS MAJESTY KING ABDULLAH II IBN AL-HUSSEIN**





**HIS ROYAL HIGHNESS CROWN PRINCE AL-HUSSEIN BIN ABDULLAH II**



## WELCOME MESSAGE

Dear Colleagues and distinguished guests,

It gives us great pleasure and honor to welcome you all to The 14<sup>th</sup> International Conference of the Jordanian Radiological Society which is organized by the Jordanian Radiological Society from 25<sup>th</sup> to 27<sup>th</sup> of April 2024 at Intercontinental Hotel, Amman-Jordan. **Under the Patronage of HRH Princess Ghida Talal**

This congress will be a great opportunity for exchanging ideas and experiences which will enrich our knowledge in the field of Radiology.

The congress will feature plenary lectures to be delivered by renowned local, regional, and International Doctors in addition to free papers. Invaluable knowledge will be delivered at this congress by qualified doctors and medical staff.

Jordan is rich in its historical sites that go back to different civilizations; I hope that you will have the chance to visit these historical landmarks, including our beloved Petra, one of the Seven Wonders of the World, Baptism site, Dead Sea, Jerash, and the spectacular Wadi Rum.

We would like to extend our gratitude and appreciation to all the pharmaceutical companies for their generous support and contribution to the success of this congress.

Finally, we wish you all an enjoyable stay in Amman, and our beloved country Jordan. We hope that you will enjoy our hospitality and return home with pleasant memories.

We welcome you all to Jordan.

**Prof. Waleed Mahafza**

President of the Jordanian Radiological Society  
President of the Conference



## JRS Board of Directors

Prof. Waleed Mahafza  
**President of the Jordanian Radiological Society**

Dr. Wesam Shamma  
**Chairman of the Scientific Committee**

Dr. Ahmed Abu Ain  
Dr. Jamil Shawagfeh  
Dr. Muhammad Abu Jamaa  
Dr. Suha Al-Ghoul  
Dr. Omar Khreis  
Dr. Adnan Zayadeen





## JRS Board of Directors

## اللجنة التنفيذية

Dr. Waleed Mahafza **Chairman**

Dr. Abd Al Hai Abu Jebba

Dr. Abd al-Ilah Nseer

Dr. Abdul Hamid Al-Adwan

Dr. Abdullah Hassan Al-Omari

Dr. Abdullah Jameel

Dr. Adnan Amawi

Dr. Adnan Hiasat

Dr. Adnan Muhammad Al-Samadi

Dr. Ahmad Al Zoubi

Dr. Ahmed Al-Azzam

Dr. Ahmed Al-Sharaa

Dr. Ahmed Halili

Dr. Al Abed Al-Akaila

Dr. Amal Smadi

Dr. Anwar Ayoub

Dr. Asem Al-Hiari

Dr. Asem Mansour

Dr. Ayman Khundakji

Dr. Azmi Muhammad Al-Hadidi

Dr. Azzam Ezz Al-Din Al-Bakri

Dr. Bassem Qtaunh

Dr. Duraid Jaradat

Dr. Fahmi Basyouni

Dr. Fakhr Al-Khudairi

Dr. Farouk Abbas

Dr. Ezzedine Qutaish

Dr. Haitham Adly Hegazy

Dr. Haitham Mustafa Al-Azzam

Dr. Hamza Zaid Al-Omari

Dr. Hani Abdullah Al Jetan

Dr. Hazem Habboub

Dr. Hisham Al-Khateeb

Dr. Hisham Hammam

Dr. Hisham Jaber

Dr. Ibrahim Al Solh

Dr. Ihsan Issa Hamarneh

Dr. Imad Saleh Tarawneh

Dr. Jamil Ibrahim Farraj

Dr. Joseph Hamam

Dr. Kamal Shaalan

د. وليد محافظة

د. عبد الحي ابو جبه

د. عبدالإله نصير

د. عبدالحميد العدوان

د. عبدالله حسن العمري

د. عبدالله جميل

د. عدنان عماوي

د. عدنان حياصات

د. عدنان محمد الصمادي

د. أحمد الزعبي

د. أحمد العزام

د. أحمد الشرع

د. أحمد حليلي

د. العبد العكايلة

د. أمل احمد الصمادي

د. أنور أيوب

د. عاصم احمد الحيارى

د. عاصم منصور

د. ايمن خندقجي

د. عزمي محمد الحديدي

د. عزام عز الدين البكري

د. باسم قطاونه

د. دريد جرادات

د. عز الدين قطيش

د. فهمي البسيوني

د. فخر الخضيري

د. فاروق عباس

د. هيثم عدلي حجازي

د. هيثم مصطفى العزام

د. حمزة زيد العمري

د. هاني عبدالله الجيطان

د. حازم حبوب

د. هشام الخطيب

د. هشام حمام

د. هشام جابر

د. ابراهيم ناجي الصلح

د. احسان عيسى حمارنه

د. عماد الطراونة

د. جميل ابراهيم فراج

د. جوزيف حمام

د. كمال الشعلان



Dr. Khalil Ababneh	د. خليل عابنه
Dr. Khamis Awad Al-Den	د. كفاح الحافظ
Dr. Kifah El-Hafez	د. خميس عوض الدين
Dr. Mahmoud Al Omari	د. محمود العمري
Dr. Mahmoud Al-Zoubi	د. محمود الزعبي
Dr. Mazen Halsa	د. مازن هلسة
Dr. Michel Qaqish	د. ميشيل قاقيش
Dr. Mohamad Nour Hakh	د. محمد نور حاخ
Dr. Mohamed Shaalan	د. محمد الشعلان
Dr. Mohammad Ghatasha	د. محمد غطاشة
Dr. Mohammad Jaradat	د. محمد جرادات
Dr. Mohammad Mahmoud Al-Atiwi	د. محمد محمود العطوي
Dr. Mounir Jadallah Al-Khatib	د. منير جاد الله الخطيب
Dr. Mousa Al-Sheyab	د. موسى الشيب
Dr. Mousa Saadeh	د. موسى سعاده
Dr. Mowafaq Al-Hais	د. موفق الحيص
Dr. Muhammad Al-Hayari	د. محمد الحيارى
Dr. Muhammad Saeed	د. محمد سعيد
Dr. Nart Ebda	د. نارت ابده
Dr. Niazi Halsa	د. نيازي هلسة
Dr. Nuwar Husni Fariz	د. نوار حسني فريز
Dr. Ola Al-Imam	د. علا الإمام
Dr. Raja Khuraisat	د. رجا خريسات
Dr. Ramzi Samawi	د. رمزي سماوي
Dr. Saeed Al-Nasser	د. سعيد الناصر
Dr. Sakher Al-Khudairi	د. صخر الخضري
Dr. Saleh Al-Saheb	د. صالح الصاحب
Dr. Samir Khraisat	د. سمير خريسات
Dr. Saud Al-Armouti	د. سعود العرموطي
Dr. Shoman Rida Khalil	د. شومان رضا خليل
Dr. Suhad Hussein Al-Munir	د. سهاد حسين المنير
Dr. Taha Shehab	د. طه محمد شهاب
Dr. William Maayah	د. وليم معايعه
Dr. Yahya Al-Abadi	د. يحيى العبادي
Dr. Yousef Al-Aloul	د. يوسف العالول
Dr. Youssef Wardat	د. يوسف وردات
Dr. Youssef Nassar	د. يوسف نصار
Dr. Zaid Alawin	د. زيد علاوين
Dr. Ziad Abdel Karim Sawan	د. زياد عبدالكريم صوان



## Scientific Committee

Dr. Wesam Shamma  
Chairman of the Scientific Committee

Dr. Suha Al-Ghoul  
Dr. Adnan Zayadeen  
Dr. Jamil Shawagfeh  
Dr. Naser Obeidat  
Dr. Ala Ibrahim  
Dr. Hani Al-Ali  
Dr. Ahmed Abu Ain





## Faculty

Ahmad Alomari, MD-USA  
Ahmad Bassalamah, MD-Austria  
Ahmed Samer Ibrahim, MD-Egypt  
Ala Ibrahim, MD-Jordan  
Alaa Kasid Witwit, MD-UAE  
Asem Mansour, MD-Jordan  
Ashwini Sharma, MD-UK  
Aws Hamed, MD-USA  
Carlo Martinoli, MD-Italy  
Hero Hussain, MD-USA  
Hisham Al Khatib, MD-Jordan  
Ioan Sporea, MD-Romania  
Iyad Sultan, MD-Jordan  
Mohammad AL-Hiary, MD-Jordan  
Nada Nakhla, MD-UK  
Naser Obeidat, MD-Jordan  
Prasad Hanagandi, MD-KSA  
Sarah Savaridas, MD-UK  
Suha Ghoul, MD-Jordan  
Wesam Shamma, MD-Jordan



## Chairpersons

Abdallah Jameel, MD  
Abdelhamid Al-Edwan, MD  
Abdullah Al-Omari, MD  
Adnan Zayadeen, MD  
Ahamd Abu Ain, MD  
Ahmad Elyian, MD  
Ala Ibrahim, MD  
Asem Al-Hiari, MD  
Asma'a Al-Mnayyis, MD  
Danya Mashal, MD  
Dhamen Alzinat, MD  
Emad Tarawneh, MD  
Esam Jaber, MD  
Hamzah Alomary, MD  
Hani Al-Ali, MD  
Hazem Alajlouni, MD  
Jameel Shawaqfeh, MD  
Jehad Fataftah, MD  
Laila Abu Tahoun, MD  
Maher Al-Khawaldeh, MD  
Mamoun Al-Omari, MD  
Maysoon Banihani, MD  
Mohammad AL-Hiary, MD  
Mohammad Shomman, MD  
Mwaffaq Elheis, MD  
Naser Obeidat, MD  
Omar Khreis, MD  
Qamar Malabeh, MD  
Rafeeq Haddad, MD  
Suha Ghoul, MD  
Suraa Faiz, MD  
Waleed Mahafza, MD  
Wesam Shamma, MD  
Zeid Alaween, MD



# SCIENTIFIC AGENDA



Session 1

GI / Body Imaging

8:30-10:30

Hall A - Mukthar II&III

**08:00-08:30 Registration**

CHAIRPERSONS

**Abdelhamid Al-Edwan, MD / Abdallah Jameel, MD / Emad Tarawneh, MD**

08:30-09:00 Pancreaticobiliary MRI  
**Hero Hussain, MD-USA**

09:00-09:30 Diagnostic work-up of pancreatic tumors  
**Ahmad Bassalamah, MD-Austria**

09:30-10:00 MRI for staging and follow-up of rectal cancer  
**Hero Hussain, MD -USA**

10:00-10:30 Staging of esophageal and gastric cancers  
**Ahmad Bassalamah, MD-Austria**

Discussion

**10:30-11:00 Exhibition Networking and Coffee Break**



Session 2

CVS

11:00-13:00

Hall A - Mukthar II&amp;III

## CHAIRPERSONS

**Abdullah Al-Omari, MD / Mamoun Al-Omari, MD / Jihad Fataftah, MD**

- 11:00-11:30 Thoracic Vasculitis-What do Radiologists need to know  
**Aws Hamid, MD-USA**
- 11:30-12:00 Differentiation of hypervascular and arteriovenous anomalies  
**Ahmad Alomari, MD-USA**
- 12:00-12:30 Acute Aortic Syndrome-Classic to Difficult Cases  
**Aws Hamid, MD USA**
- 12:30-13:00 Imaging of common and complex lymphatic anomalies  
**Ahmad Alomari, MD USA**

Discussion

**13:00-14:00 Lunch Break**





Session 3

MSK /AI

14:00-16:30

Hall A - Mukthar II&III

CHAIRPERSONS

**Asem Al-Hiari, MD / Jamel Shawaqfah, MD / Maher Al-Khawaldeh, MD**

- 14:00-14:30      Imaging of Cysts and Bursae in the Musculoskeletal System  
**Carlo Martinoli, MD-Italy**
  - 14:30-15:00      Understanding imaging of shoulder instability in light of the  
evolving concept of bipolar bone loss: on-track / off-track lesions  
**Naser Obeidat, MD-Jordan**
  - 15:00-15:30      Sports-related lower limb muscle injury  
**Carlo Martinoli, MD-Italy**
  - 15:30-16:00      The Future of Medical Imaging: AI-Driven Innovations in Radiology  
**Iyad Sultan, MD-Jordan**
  - 16:00-16:30      Optimizing Coronary CTA  
**Mohammad AL-Hiary, MD-Jordan**
- Discussion

**SIEMENS**



Session 4

**Neuro & Head and Neck**

16:30- 17:30

Hall A - Mukthar II&amp;III

## CHAIRPERSONS

**Hani Al-Ali, MD \ Wesam Shamma, MD / Qamar Malabeh,MD**

- 16:30-17:00 Neck CT: How, what, why? (Beginner talk)  
**Nada Nakhla, MD-UK**
- 17:00-17:30 A Road Map to the Posterior Fossa  
**Ala Ibrahim, MD-Jordan**
- 17:30-18:00 Neck MRI: How, what, why? (Intermediate talk)  
**Nada Nakhla, MD-UK**
- Discussion



Session 4

**Opening Ceremony**

16:30- 17:30

18:30-19:00

National Anthem  
Address of Scientific Committee Chairman  
**Dr. Wesam Shamma**

Address of Congress and Society President  
**Prof. Waleed Mahafza**

Address of President of the Jordan Medical Association (JMA),  
**Dr. Ziad Alzoubi**

Master of Ceremony

19:00-19:30

**Opening of Medical Exhibition Followed by Coffee Break**



Session 1

GI / Body Imaging

8:30-10:30

Hall A - Mukthar II&amp;III

**08:00-08:30 Registration**

CHAIRPERSONS

**Suha Ghoul, MD / Hamzah Alomary, MD / Mohammad Shomman, MD**

08:30-09:00 MRI prostate and PI-RADS

**Hero Hussain-USA**

09:00-09:30 HCC and LIRADS

**Ahmad Bassalamah-Austria**

09:30-10:00 Interesting abdominal and pelvic cases

**Hero Hussain-USA**

10:00-10:30 Liver MR contrast (PRIMOVISt)

**Ahmad Bassalamah-Austria**

Discussion

**10:30-10:45 Exhibition Networking and Coffee Break**



Session 2

CVS

10:45-12:15

Hall A - Mukthar II&III

CHAIRPERSONS

**Waleed Mahafza, MD / Mwaffaq Elheis, MD / Mohammad AL-Hiary, MD**

- 10:45-11:15      When cardiovascular imaging meets autoimmune rheumatic diseases (ARDs)  
**Ahmed Samir,MD-Egypt**
- 11:15-11:45      Cardiac MRI of Cardiomyopathies-One Stop Shop  
**Aws Hamid,MD-USA**
- 11:45-12:15      MRI evaluation of IHD & Coronary artery diseases 2024  
**Ahmed Samir,MD-Egypt**
- Discussion
- 12:15-14:00      **Friday Prayer & Lunch Break**



Session 3

**Neuro & Head And Neck/AI**

14:00-15:30

Hall A - Mukthar II&amp;III

## CHAIRPERSONS

**Wesam Shamma, MD / Maysoon Banihani, MD / Rafeeq Haddad, MD**

- |             |  |                 |
|-------------|--|-----------------|
| 14:00-14:30 | From Shadows to Precision: Neuroradiology's Contribution to Brain Tumor Diagnosis Across Eras<br><b>Asem Mansour,MD-Jordan</b> |                 |
| 14:30-15:00 | Learn from my mistakes: An advanced talk for serious Head & Neck imagers Nada<br><b>Nakhla,MD-UK</b>                           |                 |
| 15:00-15:30 | How AI is Changing Radiology Landscape in Jordan<br><b>Zoheir Salmani-UAE</b><br><b>Ramy Abu Farhan-Jordan</b>                 | GE<br>symposium |
|             | Discussion   |                 |
| 15:30-16:00 | <b>Exhibition Networking and Coffee Break</b>  |                 |



Session 4

**Breast Imaging**

16:00-18:00

Hall A - Mukthar II&III

CHAIRPERSONS

**Laila Abu Tahoun, MD / Ahmad Eliyan, MD / Ahamd Abu Ain, MD**

- 16:00-16:30      Breast Imaging in Young Women  
**Ashwini Sharma,MD-UK**
- 16:30-17:00      Contrast Mammography  
**Sarah Savaridas,MD-UK**
- 17:00-17:30      Breast Imaging in The Era of Breast Cancer Molecular Subtypes  
**Suha Ghouli,MD-Jordan**
- 17:30-18:00      B3 Lesions in the breast  
**Ashwini Sharma,MD-UK**
- Discussion
- 20:00              Official Dinner (By Invitation)**





Session 1

MSK / CVS

8:30-10:30

Hall A - Mukthar II&amp;III

**08:00-08:30 Registration**

CHAIRPERSONS

**Naser Obeidat, MD / Esam Jaber, MD / Asma'a Al-Mnayyis, MD**

- 08:30-09:00 Imaging of Retroperitoneal Malignancies  
**Carlo Martinoli, MD-Italy**
- 09:00-09:30 Imaging of Nerve Tumors and Tumour-like Like Masses  
**Carlo Martinoli, MD-Italy**
- 09:30-10:00 Connective Tissue Disease-related Interstitial Lung Disease  
**Aws Hamid, MD-USA**
- 10:00-10:30 Updates in cardiovascular CT imaging  
**Ahmed Samir, MD- Egypt**
- Discussion
- 10:30-11:00 Exhibition Networking and Coffee Break**



Session 2

**Neuro Imaging & Ultrasound**

11:00-13:00

Hall A - Mukthar II&III

CHAIRPERSONS

**Ala Ibrahim, MD / Dhamen Alzinat, MD / Adnan Zayadeen, MD**

- |             |   |
|-------------|---|
| 11:00-11:30 | Periventricular Leukomalacia and its Mimics<br><b>Prasad Hanagandi, MD-KSA</b>                                    |
| 11:30-12:00 | Multiparametric Ultrasound (MPUS) for the assessment of chronic liver diseases<br><b>Ioan Sporea, MD- Romania</b> |
| 12:00-12:30 | Neuroimaging in Pediatric drug toxicities<br><b>Prasad Hanagandi, MD-KSA</b>                                      |
| 12:30-13:00 | Ultrasound-based elastography for portal hypertension evaluation<br><b>Ioan Sporea, MD-Romania</b>                |
|             | Discussion  |
| 13:00-14:00 | Lunch Break   |



Session 3

MISC

14:00-17:00

HALL C: Riwaq Hall

## CHAIRPERSONS

**Omar Khreis, MD / Hazem Alajlouni, MD / Zeid Alaween, MD**

14:00-14:30	Exploring Spectral CT: Understanding the Basics and Applying Findings into Your Practice. <b>Prof. Allen Jeon-USA</b>	<b>PHILIPS</b>
14:30-15:00	Revolutionizing CT with AI <b>Philippe El Khoury-Lebanon</b> <b>Mahmoud Hamza-Egypt</b>	GE symposium
15:00-15:30	Pediatric abdominal MRI (with emphasis on small bowel MR Enterography) <b>Alaa Kasid Witwit, MD- UAE</b>	
15:30-16:00	Useful Common Signs in Genitourinary Imaging <b>Hisham Al Khatib, MD-Jordan</b>	
16:30-17:00	Emergency Radiology, cases you don't want to miss, and AI use <b>Alaa Kasid Witwit, MD-UAE</b>	
	Discussion	
	Closing Remarks	



## Workshop 1

09:00-12:00

HALL B: Mukthar I

### CHAIRPERSONS

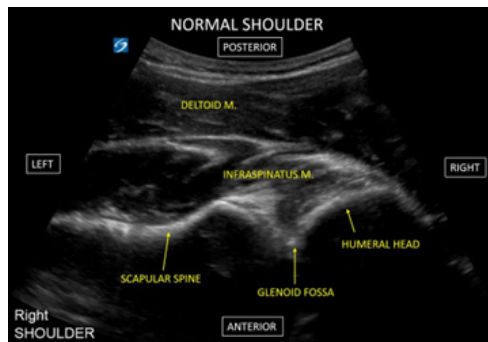
**Jameel Shawaqfeh, MD**

**Naser Obeidat, MD**

**Adnan Zayadeen, MD**

### High-resolution Ultrasound Dissection of the Rotator Cuff

Ultrasound has proved to be as accurate as MRI in diagnosing different shoulder pathologies particularly rotator cuff tears. In this workshop, Prof. Carlo Martinoli will delve deep into the details of an ultrasound examination of the shoulder, highlighting the sonographic appearance of anatomical structures and pathological findings of the rotator cuff



**Carlo Martinoli, MD-Italy**





### Workshop 3

09:00-12:00

HALL B: Mukthar I

#### CHAIRPERSONS

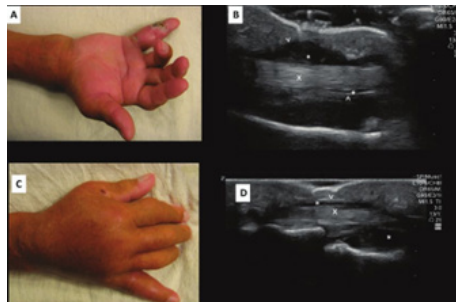
**Jameel Shawaqfeh, MD**

**Naser Obeidat, MD**

**Adnan Zayadeen, MD**

#### **Ultra-High-Resolution Ultrasound of the Fingers**

With technological advancement of ultrasound machinery throughout the past two or three decades, evaluating small structures of the hand and fingers has become feasible using this dynamic real-time imaging modality. In this workshop, Prof. Carlo Martinoli will show the strength of ultrasound in examining the fingers and their complex anatomical structures through an interactive session followed by hands-on experience that will allow participants to experience this interesting imaging modality by themselves.



**Carlo Martinoli, MD-Italy**



12:00-13:00

HALL B: Mukthar I

**Residents' Quiz**

**Wesam Shamma, MD-Jordan**

**Workshop 4**

14:00-18:00

HALL B: Mukthar I

CHAIRPERSONS

**Jameel Shawaqfeh, MD**

**Naser Obeidat, MD**

**Adnan Ziadeen, MD**

Sponsored by



**Axial Spondyloarthritis Imaging**  
(Interactive Session)

**Prof. Walter P. Maksymowych-Canada**

**Prof. Robert G W Lambert-Canada**





### Workshop 5

09:00-12:00

HALL B: Mukthar I

#### CHAIRPERSONS

**Suha Ghoul, MD**

**Danya Mashal, MD**

**Suraa Faiz, MD**

#### **Contrast Mammography**

**Sarah Savaridas, MD-UK**

### Workshop 6

14:00-17:00

HALL B: Mukthar I

#### CHAIRPERSONS

**Adnan Zayadeen, MD**

#### **Liver Elastography**

**Ioan Sporea, MD-Romania**



Session 1

Free Papers

HALL C: Riwaq Hall

08:30-08:40      Role of CT Urography in Hematuria  
**MD, Heba Ahmad Al-Omouh**  
 Radiology Specialist  
 Royal Medical Services

08:40-08:50      Case report of spontaneous rupture of recurrent papillary thyroid cancer  
**Shatha Al Sheyab, MD**  
 diagnostic radiology specialist, RMS

08:50-09:00      The role of CT scan in diagnosis of right iliac fossa pain.  
**Dr. Dema Fahed Abu-Joudeh**  
 Radiology specialist  
 Royal Medical Services

09:10-09:20      MRI as a gold standard for diagnosis of AVN  
**Mu'ath Ratib Mahmoud Al-Ma'aiteh**  
 Specialist by Diagnostic Radiology – MSK fellowship

09:20-09:30      Thyroid Ultrasound for the Evaluation of Thyroid Lesions in Children: A Retrospective Study of 217 Cases  
**Mohammed Hassan Al-Smadi, MD**  
 Senior pediatric radiologist

09:30-09:40      Pedunculated fibrolipoma  
**Dr. Amira AL-Quaiti**



09:40-09:50

The diagnostic values of diffusion-weighted imaging (DWI) at MR-Enterography (MRE) in the detection of active Crohn's disease.

**Dr. Raad Youssef Al Tahat**

Corresponding author: Radiology department, KHMC, JPMC  
Amman, Jordan

09:50-10:00

Cavitary lung lesions in radiology

**Sajeda Al Owdat, MD**

10:00-10:10

Role of Computed Tomography in Detecting Peritoneal Deposits

**Duha Alweikat, MD**

10:10-10:20

Role of chest CT angiography in assessment of children with pulmonary hypertension

**Dr. Ayat Alalwan**

10:20-10:30

Advancements of Ultrasound Imaging for Early Detection of Breast Cancer

**Saja Kofahi, MD**

Radiologist

10:30-11:00

**Coffee Break**



Session 2

Free Papers

HALL C: Riwaq Hall

11:00-11:10      Perfusion applications in Oncology  
**Khaldoon Hadidi, MD**  
Radiologist

11:10-11:20      Our experience in imaging parotid gland anomalies in  
Paediatric age groups.  
**Dr. Hazim Kamel Haddad**  
Senior Paediatric radiologist  
**Hadeel Abd-Aljaleel shehab AL abadi**  
**Dania mohammad Abd Alraheem Bani mostafa**

11:20-11:30      "Evaluating the Role of Barium Enema in Diagnosing  
Hirschsprung's Disease"  
**Dr. Zaid A. AL-Hayajneh**

11:30-11:40      Distal Femoral Cortical Irregularity in Pediatric Patients: A  
Retrospective Study of 113 Cases  
**Firas Hussein Alsmadi, MD**

11:40-11:50      Post Procedural Breast Emergencies in Breast Imaging  
Practice: Categorization and Strategies for Intervention  
**Author: Shaden Alrawashdeh, MD**  
Department of Diagnostic Radiology, Royal Medical Services  
Amman, Jordan

11:50-12:00      Trochlear dysplasia among patients having MRI for knee pain  
**Mohammed Ali Elbes , MD**  
MSK senior radiologist at RMS



12:00-12:10

Advanced MRI in cerebral small vessel disease

**Moad Falah Albdairat M.D**  
radiologist

12:10-12:20

Pancreatitis, complications overview CT findings, our experience in King Hussien Medical Centre.

**Ahmad Salem Kreishan .MD**  
Department of Radiology, KHMC, JRMS, Amman, JORDAN.

12:20-12:30

Role of CT-SCAN in the detection of various types of breast calcifications.

**Renad Aldurgham , MD.**

12:30-12:40

Renal Doppler Ultrasound for the Evaluation of Renal Artery Stenosis: A Retrospective Analysis of 20 Patients.

**Mutaz Halasah, MD**

12:40-12:50

Applications of CT Colonography, our experience in King Hussien Medical Centre

**Omar Shawkat Altamimi .MD**

12:50-13:00

The dilemma of Cerebral venous thrombosis diagnosis

**Shatha Dmour,**  
Diagnostic radiology department of Royal Medical Services

13:00-14:00

**Lunch Break**



## Session 3

## Free Papers

HALL C: Riwaq Hall

14:00-14:10

The role of transcranial ultrasound in the diagnosis of neonatal brain insults

**Dr. Mais Nayel Aljbour**Radiology specialist  
Royal medical services

14:10-14:20

The Role of CT scan in the Diagnosis of Pulmonary Leukemic Infiltrate.

**Alaa Ghazi Al-Maaitah. MD**Department of Diagnostic Radiology  
Royal Medical Services. Amman 11855 Jordan

14:20-14:30

Complex breast cysts: BI-RADS ultrasound classification.

**Suzan M. Al-Waked, MD**department of diagnostic radiology  
Royal Medical Services. Amman 11855 Jordan

14:30-14:40

Radiology of the Ovarian Torsion

**Dr. Ali Omar Nafi**

14:40-14:50

Direct MR Arthrogram of the Shoulder: How We Do It

**Suhaib qataweh , (MD)**

14:50-15:00

hydronephrosis during normal pregnancy.

**Dr. Dhamen Alzinat**Radiology Department  
Princess Basma Teaching Hospitl.



15:00-15:10

Making a Decision between Acute Appendicitis and Acute Gastroenteritis

**Dr Sa'ed Mohammad Hayajneh.**

Radiology department princes Basma teaching hospital.  
Ministry of health.

15:10-15:20

Case report: Right sided aortic arch with left aberrant subclavian artery

**Dr. AHMAD FARASIN**

Radiology specialist  
Princess BASMA teaching hospital

15:20-15:20

Determining the diagnostic accuracy of pelvis MRI in perianal fistula keeping surgical findings as the gold standard.

**Loai Q Mabreh**

Radiology Department, Princess Basma  
Teaching Hospital, Irbid, Jordan

15:20-15:30

Effectiveness of Intraprocedural Superior Hypogastric Nerve Block in Reducing the Use of Narcotic Analgesics during Postuterine Artery Embolization

**Othman Abu qran,1**

**Eyhab El-Obeid,1,3**

**Mohammad Nasr,1**

**Mooath Al-Jarrah,2**

**Basel Khurfan,2**

**Mamoon Al- Omari,4 ,1**

Fellow of interventional radiology, Department of Diagnostic and Interventional Radiology, Faculty of Medicine, Jordan University of Science and Technology, Irbid, Jordan.

2 Resident of diagnostic radiology, Department of Diagnostic and Interventional Radiology, Faculty of Medicine, Jordan University of



Science and Technology, Irbid, Jordan

3 Assistant professor, Department of Diagnostic Radiology, Faculty of Medicine, Omdurman Islamic University, Omdurman, Sudan.

4 Professor of diagnostic and interventional radiology, Department of Diagnostic and Interventional Radiology, Faculty of Medicine, Jordan University of Science and Technology, Irbid, Jordan.

15:30-15:40

Endometriosis: Radiological evaluation

**Lubna H. Alheneiti, MD**

department of diagnostic radiology. Royal Medical Services.  
Amman 11855 Jordan.

15:40-15:50

Deep Learning Applications in Medical Imaging: Current Advances, Challenges, and Future Directions

**Ahmad Hassan Elayan**

MOH – Zarqa' Hospital

15:50-16:00

Incidental adrenal Lesions: Diagnostic approach and management

**Dima abdulkarim Aldaaja, MD**

Diagnostic Radiology Specialist  
Royal Medical Services

16:00-16:10


Retrospective analysis of Magnetic Resonance Enterography(MRE) in assessing activity and treatment response in Crohn's disease patients

**Tamara Ahmad Obeidat, MD**






# The 14<sup>th</sup> International Conference of the Jordanian Radiological Society






## The 14<sup>th</sup> International Conference of the Jordanian Radiological Society






## The 14<sup>th</sup> International Conference of the Jordanian Radiological Society





## The 14<sup>th</sup> International Conference of the Jordanian Radiological Society



[www.jordan-valley.com](http://www.jordan-valley.com)

For more information please contact

**JORDAN VALLEY**

Conferences and Exhibitions Services

Phone: (962) (6) (4618448)

Fax: (962) (6) (4618558)

Mobile: (962) 795772707

Email: [info@jordan-valley.com](mailto:info@jordan-valley.com)

[www.jordan-valley.com](http://www.jordan-valley.com)

Amman-Jordan



**JORDAN VALLEY**  
Conferences & Exhibitions Services